


Under Development	
Mass production	●

## High Power Emitter LED 26AL50 (White)



**ATTENTION**  
OBSERVE PRECAUTIONS  
FOR HANDLING  
ELECTROSTATIC  
DISCHARGE  
SENSITIVE  
DEVICES



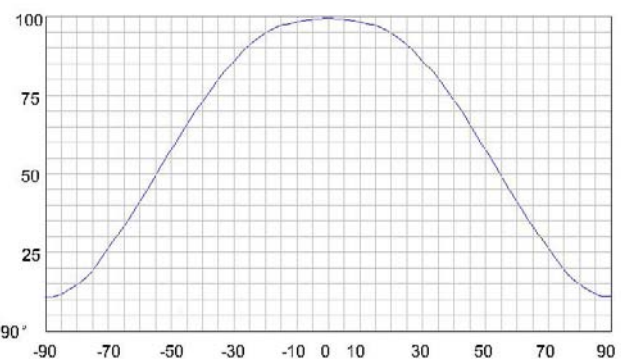
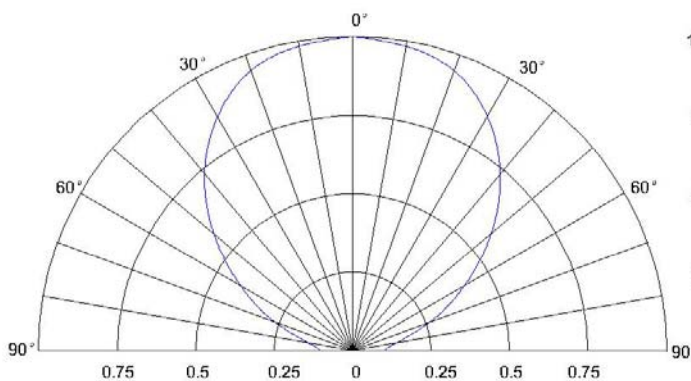
### Features

- Long operating life
- Highest flux
- Wide range of colours:2500K-25000K
- More energy efficient than incandescent and most halogen lamps
- Low voltage DC operated
- Instant light (less than 100ns )
- Fully dimmable
- No UV
- Superior ESD protection
- RoHS compliant

### Applications

- Fiber optic alternative/ Decorative / Entertainment
- Mini-accent/Up lighters/Down lighters/ Orientation
- Indoor/Outdoor commercial and Residential Architectural
- Cove/Under shelf/Task
- Bollards/Security/Garden
- Portable (flashlight, bicycle)
- Edge-lit signs (Exit, point of sale)
- Automotive Exit (Stop-Tail-Turn,CHMSL, Mirror Side Repeat)
- Traffic signaling / Beacons / Rail-Crossing and Wayside

### Radiation Pattern



Under Development	
Mass production	●

## High Power Emitter LED 26AL50 (White)

### Typical Optical/ Electrical Characteristics @T<sub>a</sub>=25°C

Item	Symbol	Condition	Min.	Typ.	Max.	Unit
Forward Voltage	V <sub>F</sub>	IF=2.1A	24	26	28	V
Reverse Current	I <sub>R</sub>	VR=10V	--	--	80	uA
50% Power Angle	2θ1/2	IF=2.1A	110	--	140	deg
Luminous Intensity	φ <sub>V</sub>	IF=2.1A	2500		--	lm
Recommend Forward Current	I <sub>F</sub>	--	--	2.1	--	A
Chromaticity	T <sub>c</sub>	IF=2.1A	6000		7000	k

The sample delivers goods data

Item	Symbol	Condition	Min.	Avg.	Max.	Unit
Luminous Intensity	φ <sub>V</sub>	IF=2.1A				lm
50% Power Angle	2θ1/2					deg
Forward Voltage	V <sub>F</sub>					v
Chromaticity	T <sub>c</sub>					k
White Color Region			--			
ChromaticityCoordinates	X=--				Y=--	

#### Notes:

- 1.Tolerance of measurement of forward voltage±0.2V.
- 2.Tolerance of measurement of peak Wavelength±2.0nm.
- 3.Tolerance of measurement of luminous intensity±15%.

### Absolute Maximum Rating

Item	Symbol	Absolute Maximum Rating	Unit
Forward Current	I <sub>F</sub>	1.2	A
Peak Forward Current*	I <sub>FP</sub>	2.0	A
Reverse Voltage	V <sub>R</sub>	10	V
Power Dissipation	P <sub>D</sub>	50	W
Electrostatic discharge	E <sub>SD</sub>	±4500	V
Operation Temperature	T <sub>OPR</sub>	-30~+80	°C
Storage Temperature	T <sub>STG</sub>	-40~+100	°C
Lead Soldering Temperature*	T <sub>SOL</sub>	Max. 260°C for 3sec Max.	

\*IFP Conditions : Pulse Width≤10msec duty≤1/10

\* All high power emitter LED products mounted on aluminum metal-core printed circuit board, can be lighted directly, but we do not recommend lighting the high power products for more than 5 seconds without a appropriate heat dissipation equipment.

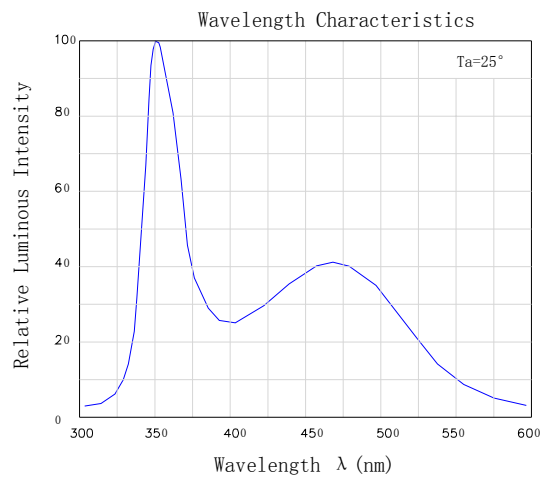
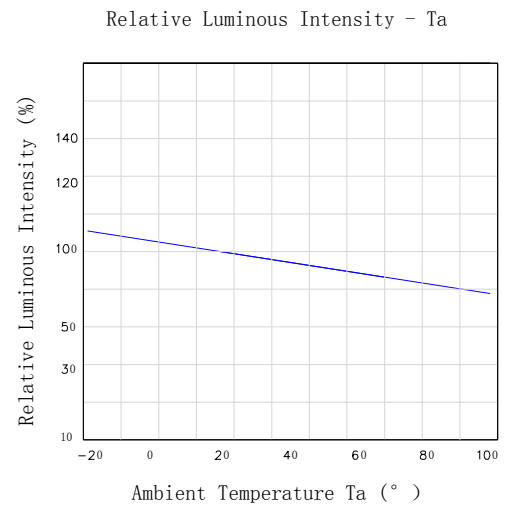
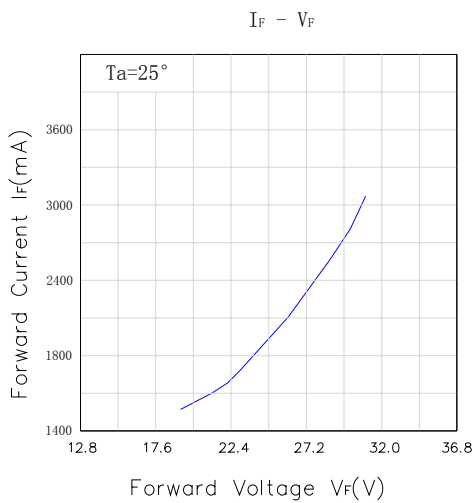
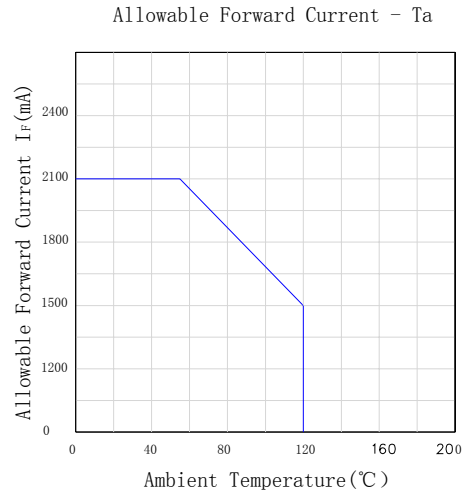
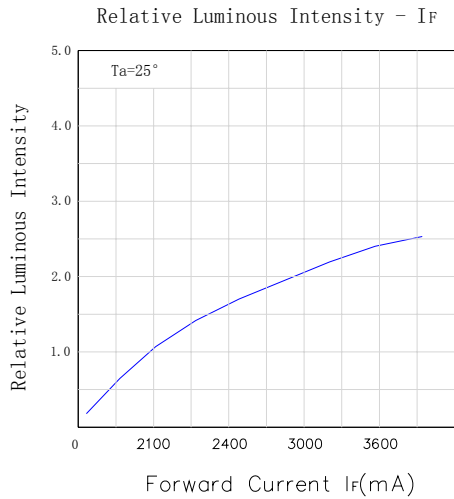
\*Please don't add or change wires,while LEDS is running

\* The LED of this a series can lead the heat reflux of 250 Celsius degrees Han but be free from damage.

Under Development	
Mass production	●

## High Power Emitter LED 26AL50 (White)

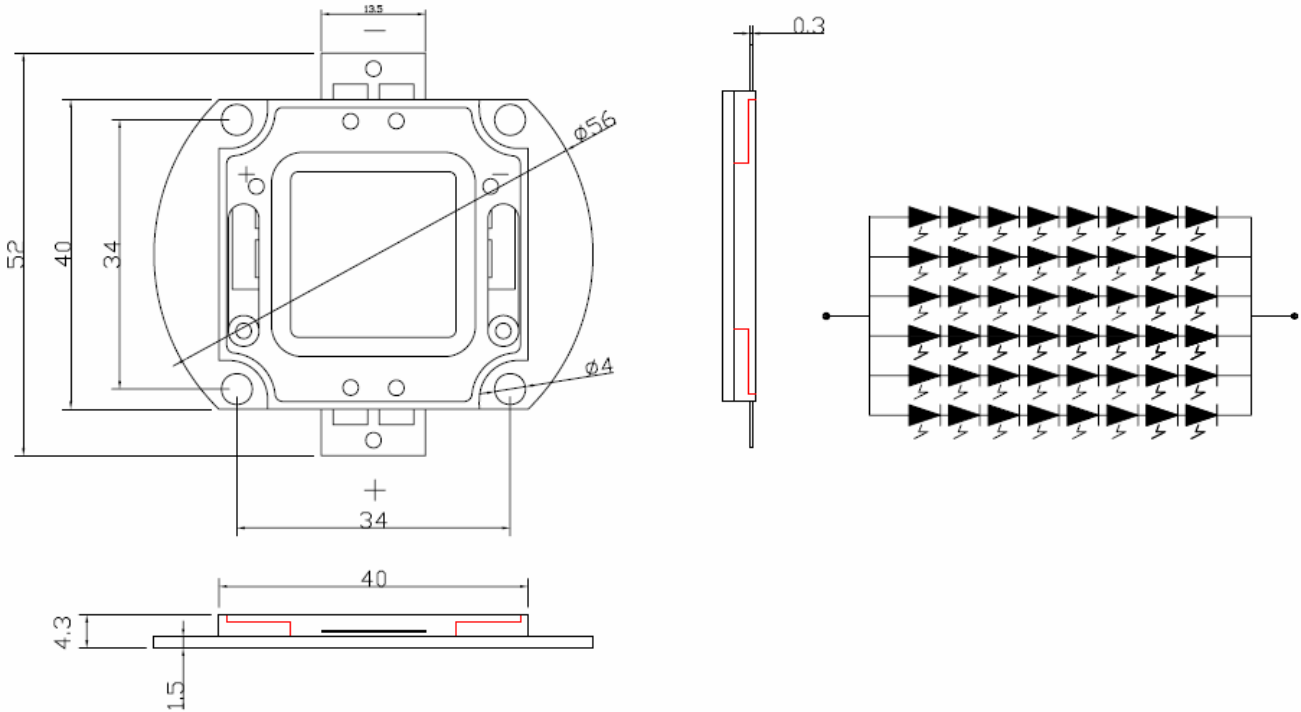
### Typical Optical/Electrical Characteristics Curves ( $T_a=25^\circ\text{C}$ Unless Otherwise Noted )



Under Development	
Mass production	●

## High Power Emitter LED 26AL50 (White)

### Package Dimensions



#### Notes:

1. All dimension units are millimeters.
2. All dimension tolerance is  $\pm 0.2\text{mm}$  unless otherwise noted.